

## Awareness On Naproxen In Dental Applications

Mohamed Thamemul Ansari.K.A. <sup>1</sup>, Dhanraj Ganapathy<sup>2\*</sup>

<sup>1</sup>Undergraduate student, Saveetha Dental College and Hospitals, Saveetha Institute of Medical and Technical Sciences, Saveetha University, Chennai, India Email ID: [151701076.sdc@saveetha.com](mailto:151701076.sdc@saveetha.com) Contact number: +91-8939701750

<sup>2\*</sup>Professor and Head, Department of prosthodontics, Saveetha Dental College and Hospitals, Saveetha Institute of Medical and Technical Sciences, Saveetha University, Chennai, India Email ID: [ghanraj@saveetha.com](mailto:ghanraj@saveetha.com) Contact number: +91-9841504523

---

### ABSTRACT

#### Background

Non steroidal anti inflammatory drugs (NSAIDs) are the drugs that reduce pain, inflammation, fever and prevent the blood clot formation. Dosage can be different according to its needs. These drugs have side effects also depending on the specific drugs used. Among NSAIDs, Naproxen is one of the important drugs which has many uses in general and also in dentistry.

#### Materials and methods

15 Questions related to the uses and side effects of naproxen are created and distributed among dental students via online portal. 200 participants responded to this survey. Both BDS and MDS students participated. Responses were collected and statistically analysed using spss software. Results were collected and concluded

#### Results

From the collected data it is seen that 32% of BDS students and 29% of MDS students are aware about naproxen and its uses in dentistry.

#### Conclusion

95% of participants felt useful and gained knowledge by this survey. Naproxen is a most common drug prescribed by dentists. But without proper knowledge about the uses and side effects of the drug can lead to life threatening problems to the patients. Surveys and studies like this helps in gaining the knowledge about naproxen and other NSAID drug

**Keywords** Naproxen, dentist, NSAIDs, drug, innovative technique.

---

### INTRODUCTION

Non steroidal anti inflammatory drugs (NSAIDs) are a class of medications that have pain relieving, antipyretic and anti inflammatory activities in different measures. They are also called as non opioid or

anti-inflammatory medicine like analgesics.(1) They act essentially on fringe torment instruments, yet additionally in the CNS to raise the torment edge(2). They are all the more regularly utilized and many are over-the-counter or nonprescription medications. NSAIDs are from a medication class that diminishes pain, diminishes fever, blood clumps, and in higher portions, diminishes irritation. Results rely upon the particular medication yet generally incorporate an expanded danger of gastrointestinal ulcers and drains, coronary episode, and kidney sickness.(3) The term nonsteroidal recognizes these medications from steroids, which while having a comparative eicosanoid-discouraging, mitigating activity, have a wide scope of different impacts. (4)First utilized in 1960, the term served to separate these drugs from steroids, which were especially derided at the time because of the meanings with anabolic steroid misuse.(5) NSAIDs work by restraining the action of cyclooxygenase chemicals (COX-1 or COX-2).(6) In cells, these chemicals are associated with the blend of key natural go-between, in particular prostaglandins, which are associated with aggravation, and thromboxanes, which are associated with blood coagulating.(7)

There are two sorts of NSAIDs accessible: non-specific and COX-2 particular. Most NSAIDs are non-particular and restrain the movement of both COX-1 and COX-2.(7,8) These NSAIDs, while diminishing aggravation, additionally restrain platelet accumulation and increase the danger of gastrointestinal ulcers/drains.(9) COX-2 particular inhibitors have less gastrointestinal results yet advance apoplexy and a portion of these specialists significantly increase the danger of cardiovascular failure.(10)Therefore, certain more seasoned COX-2 particular inhibitors are not, at this point, utilized because of the great danger of undiscovered vascular sickness.(11) These differential impacts are because of the various jobs and tissue localisations of each COX isoenzyme. By restraining physiological COX movement, all NSAIDs increase the risk of kidney illness or respiratory failure. (12)Likewise, NSAIDs can dull the creation of erythropoietin bringing about iron deficiency, since hemoglobin needs this chemical to be delivered. Delayed use is perilous and contextual investigations have shown the wellbeing hazard with celecoxib. Our team has extensive knowledge and research experience that has translate into high quality publications(13–21),(22–27),(28–32)

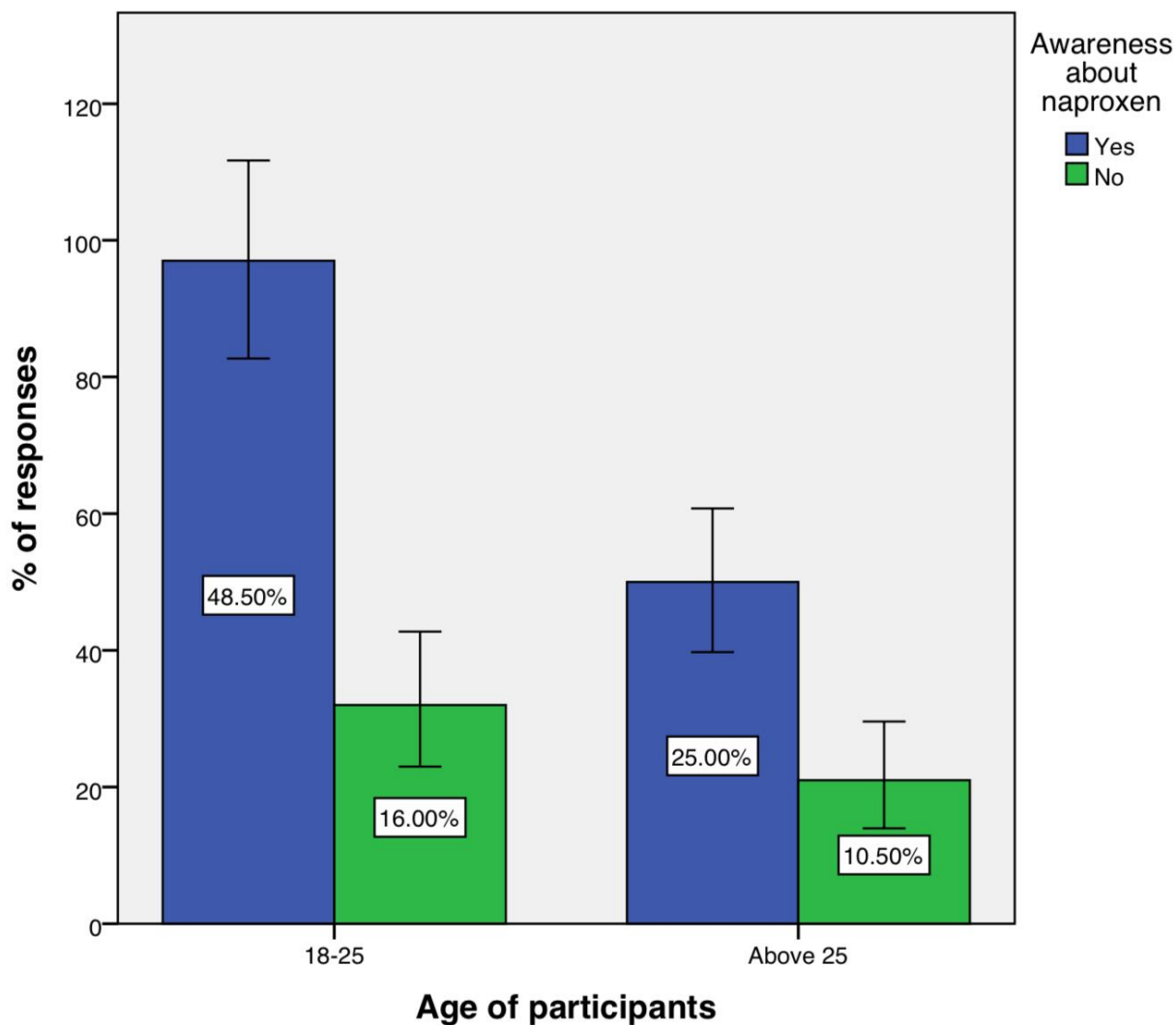
The most unmistakable NSAIDs are headache medicine, ibuprofen, and naproxen, all accessible over the counter (OTC) in many nations. Paracetamol (acetaminophen) is for the most part not considered a NSAID since it has just minor calming action. (33)Acetaminophen treats torment principally by obstructing COX-2 and hindering endocannabinoid reuptake solely inside the cerebrum, however very little in the remainder of the body.(34) The antiinflammatory activity is stronger and it's particularly potent in inhibiting leukocyte migration-may be more valuable in acute gout: dose 750 mg stat followed

by 250 mg 8 hourly till attack subsides. (35)It's also recommended for atrophic arthritis and Marie-Strumpell disease . due to longer  $t_{1/2}$ , regular use can effectively suppress platelet function. Gastric bleeding is more common than with ibuprofen. naproxen carries lower thrombotic risk than diclofenac,etoricoxib, etc. Dose should be reduced within the elderly.(36) The aim of this study is to create awareness among the dental students about naproxen and its uses and side effects related to dentistry.

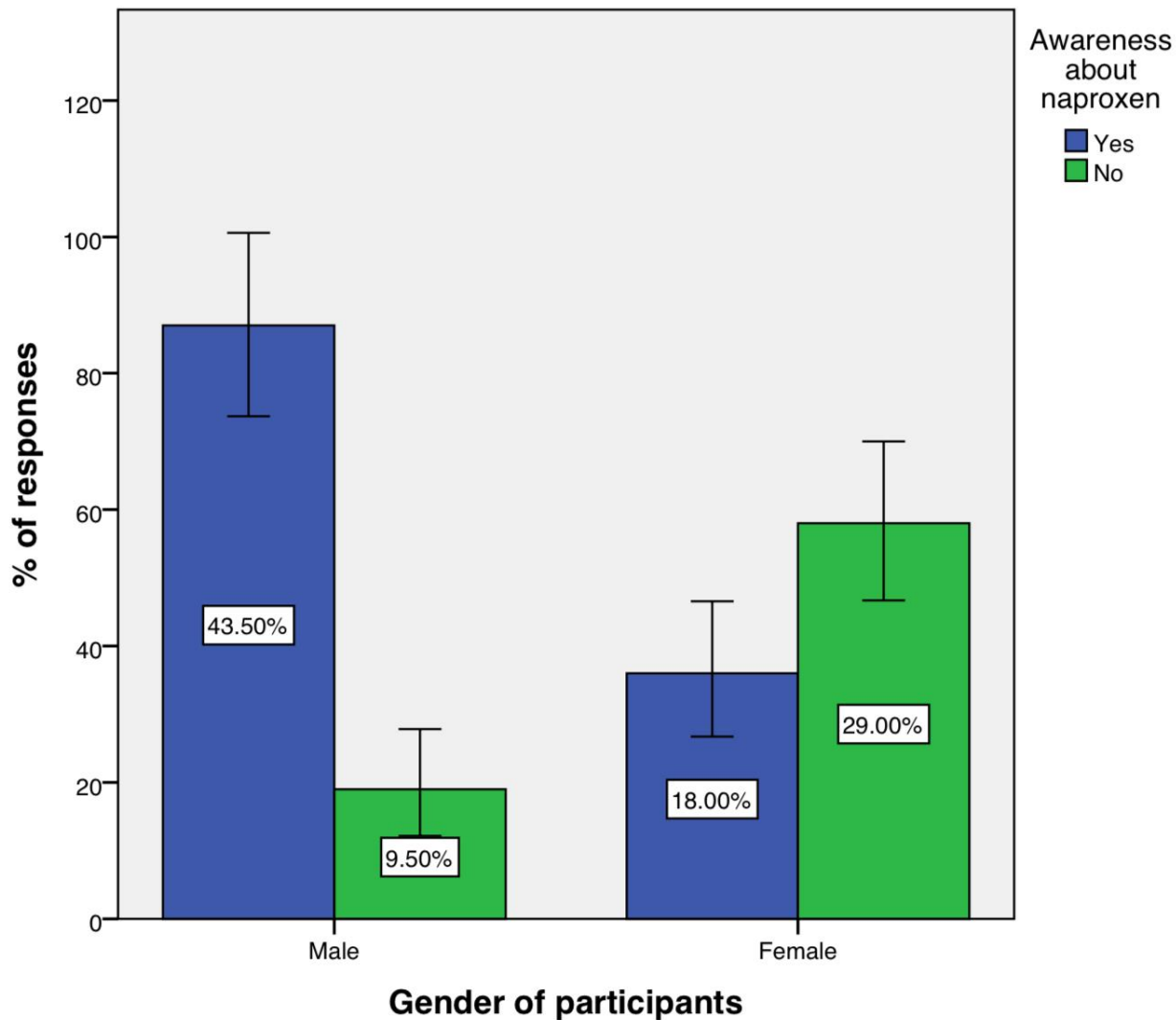
## **MATERIALS AND METHODS**

This is a questionnaire-based study. A questionnaire was prepared with questions pertaining to properties,uses of naproxen . The survey was conducted among college going students in South India.The participants volunteered for the survey.The questionnaire was administered through a google form link to all the participants. 200 students have participated in the survey. All of the participants were ensured to have answered all the questions in the questionnaire and none of the participants were excluded from the study. The results were statistically analyzed using SPSS v22 and output variables were represented as bar charts.

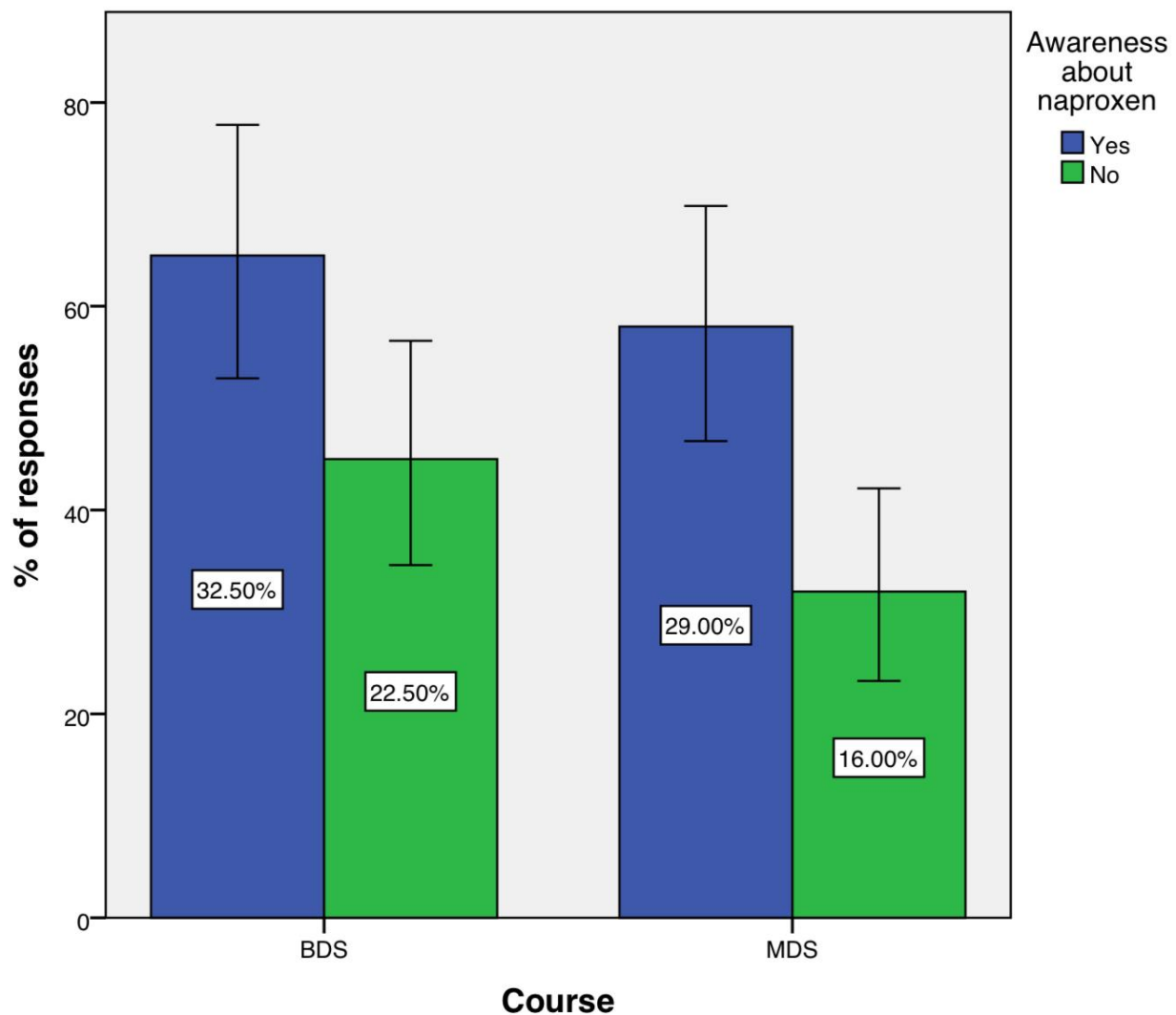
**RESULTS**



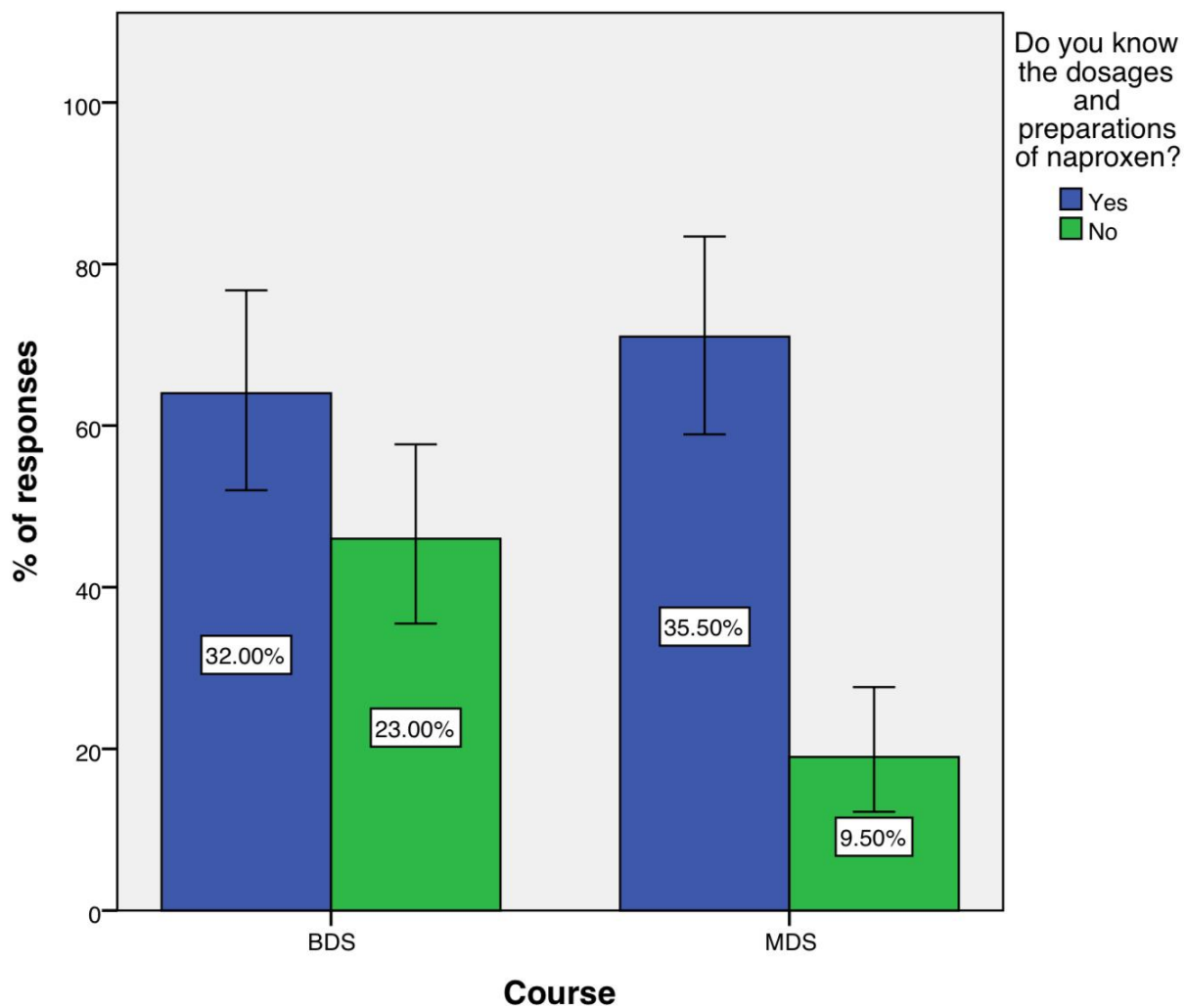
**Figure 1:** Bar graph represents the awareness about naproxen compared with the age of the participants. X- axis denotes age and Y axis denotes No.of respondents (in %). Blue denotes the YES and green denotes NO.



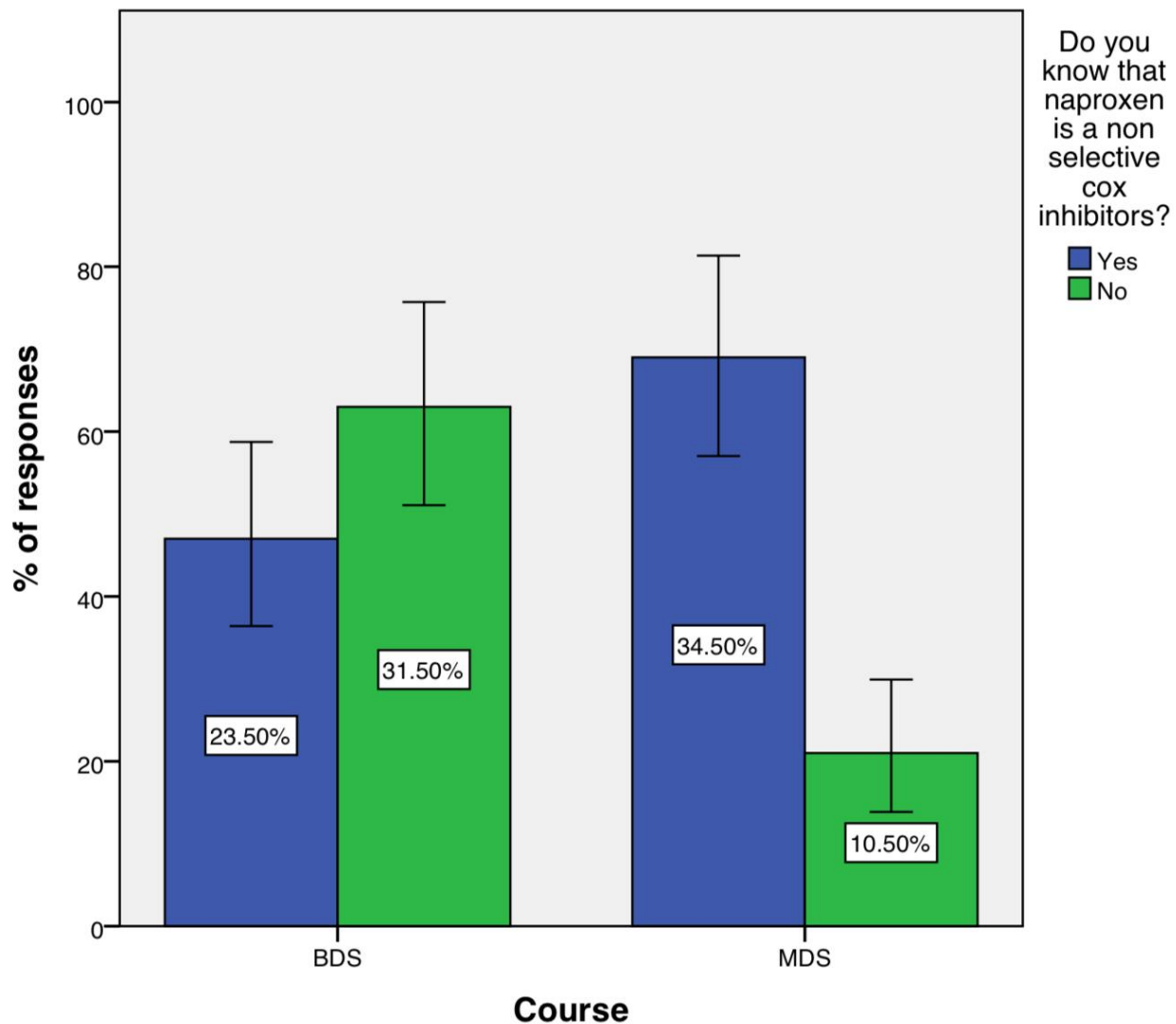
**Figure 2:** Bar graph represents the awareness of naproxen comparison with the gender of the participants. X- axis denotes course of study and Y axis denotes No.of respondents (in %). Blue denotes the YES and green denotes NO.



**Figure 3:** Bar graph represents the awareness of naproxen comparison with the course of study of the participants. X- axis denotes course of study and Y axis denotes No.of respondents (in %). Blue denotes the YES and green denotes NO.

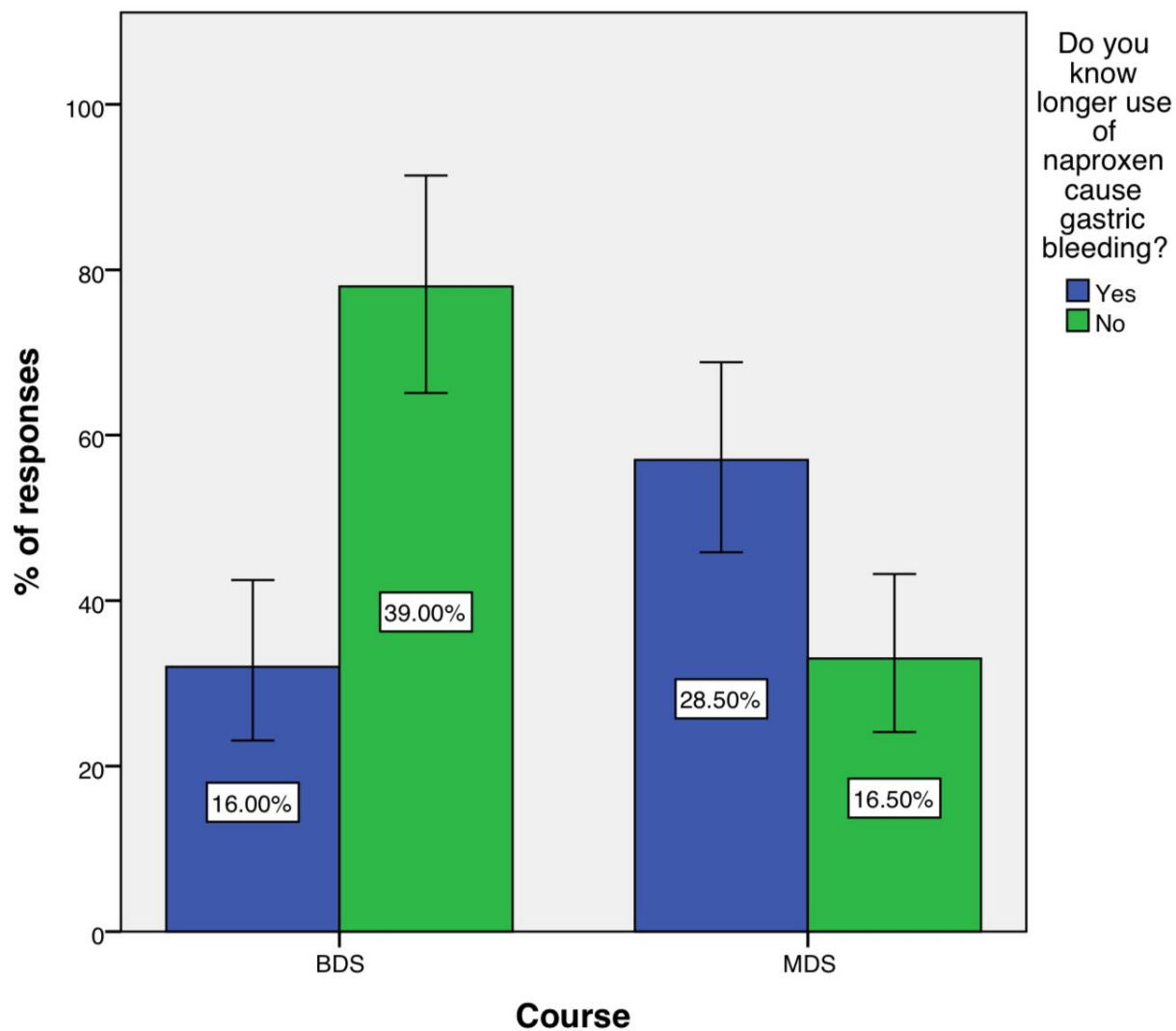


**Figure 4:** Bar graph represents the knowledge about dosage and preparations of naproxen. X axis denotes course Y axis denotes no.of responses (in %). Blue denotes the YES and green denotes NO.

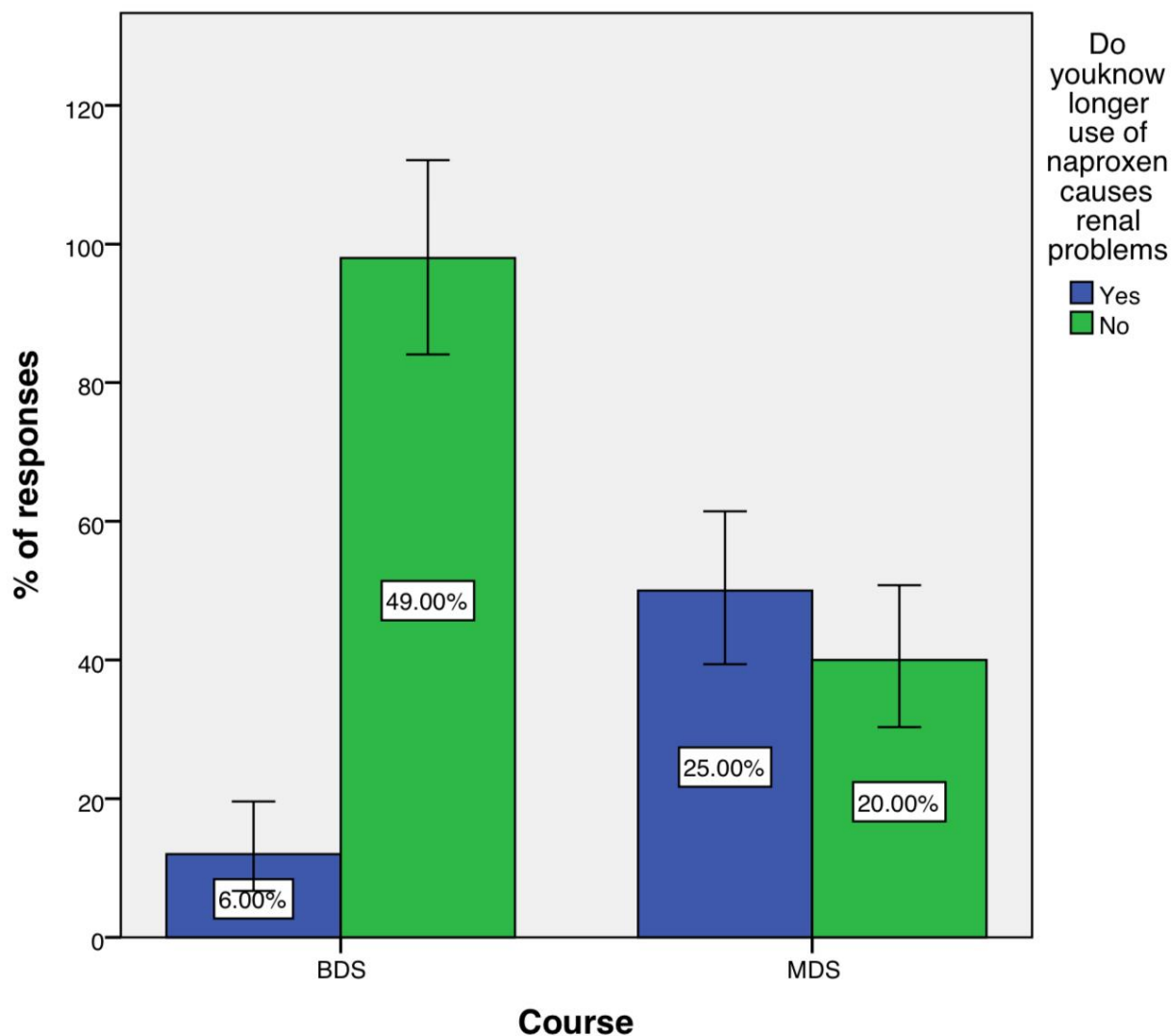


**Figure 5:** Bar graph represents the knowledge about naproxen classification among participants. X axis denotes course Y axis denotes no.of responses (in %). Blue denotes the YES and green denotes NO.

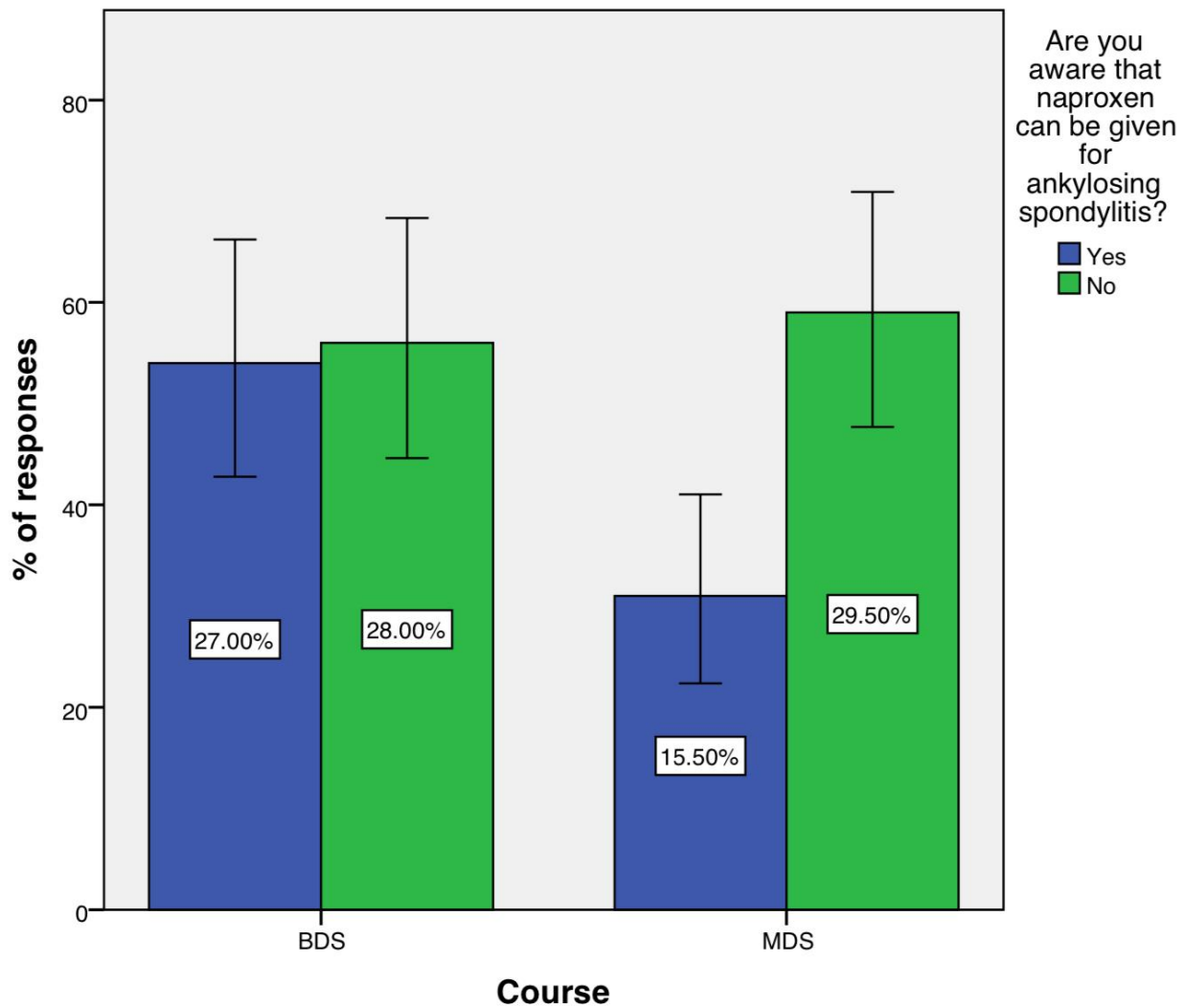




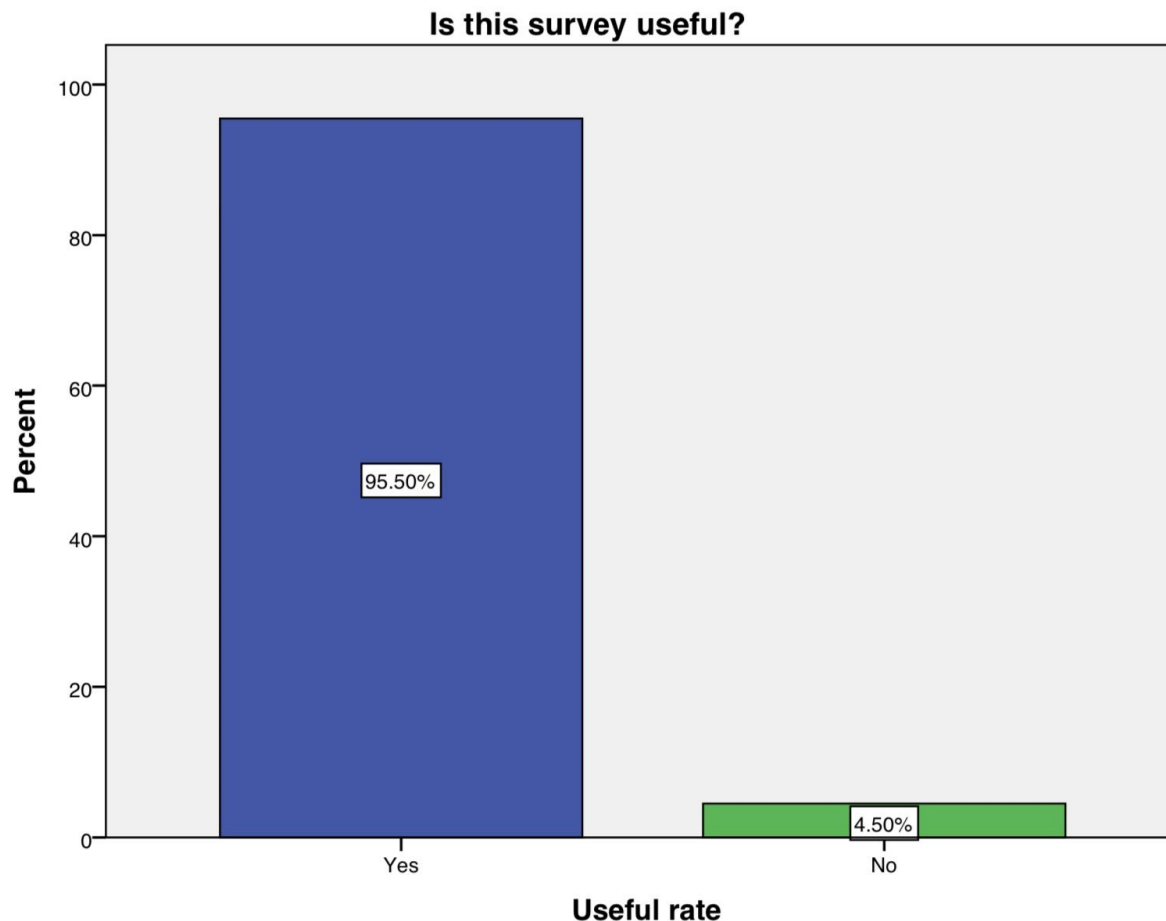
**Figure 6:** Bar graph represents the knowledge about naproxen effect in stomach among participants. X axis denotes course Y axis denotes no.of responses (in %). Blue denotes the YES and green denotes NO.



**Figure 7:** Bar graph represents the knowledge about naproxen effects in kidneys among participants. X axis denotes course Y axis denotes no.of responses (in %). Blue denotes the YES and green denotes NO.



**Figure 8:** Bar graph represents the knowledge about uses of naproxen among participants. X axis denotes course Y axis denotes no.of responses (in %). Blue denotes the YES and green denotes NO.



**Figure 9:** Bar graph represents the use of the survey. X- axis denotes useful rate and Y axis denotes No.of responses (in %). Blue denotes the YES and green denotes NO.

## DISCUSSION

In this survey, among the age group between 18-25 years, 48.50% of the respondents have awareness about naproxen and among above 25 years age only 25% of the respondents have awareness. (Fig.1) From figure 2 it is seen that males (43%) are having more awareness about naproxen than females (18%). Naproxen as a basic NSAID, among course BDS (32%) students are having more awareness about naproxen than MDS (29%) students.(Fig.3) Naproxen has many types of preparations and dosages. Dosages are prescribed according to the needs of the patients. 35% of MDS students are aware and 32% of BDS students are aware about naproxen different dosages and preparations.(Fig.4) Among NSAIDS groups of drugs, naproxen is a non-selective COX inhibitor. These drugs inhibit both COX-1 and COX-2 receptors and result in decreasing the prostaglandins synthesis. (37)Many dentists would prefer non-

selective COX inhibitors as a pain killer after any minor surgical procedure like extraction. Only 23% of BDS students are aware and 35% of MDS are aware that naproxen is a non-selective COX inhibitor.(Fig.5) Previous studies have shown that increased usage of naproxen causes ulcer in stomach, gastric bleeding and even holes in stomach and intestines. If unnoticed it may even cause death.(38)(38,39) Dentists should not give NSAIDs without any antacid drug which will protect the stomach from heavy dosages. In this study, only 16% BDS students and 23% MDS students have awareness and 39% BDS and 17% MDS students don't know about this adverse effect of naproxen.(Fig.6) Other effects like renal problems are also one of the major side effects caused by naproxen. Higher doses of naproxen, aspirin can cause chronic intestinal nephritis.(40) In patients without renal diseases, young and without comorbidities, NSAIDs are not greatly harmful. However, because of its dose-dependent effect, caution should be exercised in chronic use, since it increases the risk of developing nephrotoxicity. Dentists should take a proper medical history about patients' medical condition especially about any renal problems and then can prescribe naproxen for them to use as a painkillers. Only 6% of BDS and 29% MDS students know about side effects of naproxen related to renal problems and 49% BDS and 20% MDS students don't know about it. (Fig.7)

Naproxen is also given for ankylosing spondylitis which can reduce pain, stiffness and inflammation for the patient.(41) Naproxen is FDA-approved for treating acute gout, ankylosing spondylitis, bursitis, polyarticular juvenile idiopathic arthritis, osteoarthritis, tendonitis, rheumatoid arthritis, pain, and primary dysmenorrhea. It is the first-line treatment for acute gouty arthritis, osteoarthritis, musculoskeletal pain, inflammation, and dysmenorrhea(42). While naproxen and other NSAIDs are approved for the treatment of inflammatory arthropathies such as rheumatoid arthritis and ankylosing spondylitis, they do not alter the course of the disease, nor do they prevent joint and soft tissue destruction that are common sequelae of these diseases. This activity outlines the indications, mechanism of action, methods of administration, significant adverse effects, contraindications, monitoring, and toxicity of naproxen, so providers can direct patient therapy to optimal outcomes when pain relief is needed. 27% BDS and 15% MDS know about this.(Fig.8) This survey was mainly conducted to give awareness about naproxen and usage of naproxen in dentistry. 95% of participants felt this survey was useful in gaining knowledge about naproxen and its usage in dentistry.(Fig.9) More studies and surveys related to naproxen and NSAID drugs can help future dentists to gain more knowledge about it. Naproxen blocks arachidonate binding to competitively inhibit both cyclooxygenase (COX) isoenzymes, COX-1 and COX-2, resulting in analgesic and anti-inflammatory effects. COX-1 and COX-2 are catalysts of arachidonic acid conversion to prostaglandin G (PGG), the first step of the synthesis of

prostaglandins and thromboxanes involved in rapid physiological responses. COX-1 is constitutively expressed in most tissues, while COX-2 is only expressed in the brain, kidney, bones, reproductive organs, and select tumors such as colon and prostate cancers. COX-1 is responsible for prostaglandin synthesis in response to stimulation by circulating hormones and maintaining healthy renal function, gastric mucosal integrity, and hemostasis. COX-2 is inducible in many cells in response to specific mediators of inflammation (e.g., interleukin-1, tumor necrosis factor, lipopolysaccharide)(43). Primary adverse effects for naproxen include dyspepsia, nausea, dizziness, elevated liver enzymes, increased blood pressure, diminished renal function, rash, increased bleeding risk, and GI ulcers. Serious but rare adverse effects include blood dyscrasias, Stevens-Johnson syndrome, myocardial infarction, stroke, heart failure, and anaphylaxis. Naproxen is readily available OTC and widely used for pain relief for many different types of patients.(44) Some of these patients take medications or have medical comorbidities that place them at a significantly higher risk of serious adverse events. Yet, they are unaware of the risk and may think that naproxen's availability OTC means its use is safe for everyone.(45) It is essential for all interprofessional healthcare team members who work in a primary care setting to routinely ask their patients whether they are taking OTC medications and educate them about the potential risks and benefits of NSAIDs, particularly related to their specific medical histories and conditions.(46) It is also crucial for specialist healthcare providers to communicate with primary care providers, nurse practitioners, and pharmacists when starting medication or to treat a patient for a condition in which NSAID therapy is not advised or contraindicated. Providers should also educate their patients about their medical condition and how it affects their ability to take a widely available OTC medication.(47) These interprofessional team activities will increase therapeutic effectiveness and prevent unwanted adverse effects.

## **CONCLUSION**

95% of participants felt useful and gained knowledge by this survey. Naproxen is a most common drug prescribed by dentists. But without proper knowledge about the uses and side effects of the drug can lead to life threatening problems to the patients. Surveys and studies like this help in gaining the knowledge about naproxen and other NSAID drugs . In recent studies it has been found that the analgesic effect of naproxen was expressed quickly and was sustained after oral surgery. More awareness needs to be created that naproxen can be used in dental applications.

## REFERENCES

1. Toda K. Are topical non-steroidal anti-inflammatory drugs (NSAIDs) safer than oral NSAIDs? Or are the adverse effects of topical NSAIDs comparable to those of oral NSAIDs? [Internet]. *Osteoarthritis and Cartilage*. 2021. Available from: <http://dx.doi.org/10.1016/j.joca.2021.08.010>
2. Rosenbloom D, Craven MA. A review of non-steroidal anti-inflammatory drugs. *Can Fam Physician*. 1983 Nov;29:2121–4.
3. Calatayud S, Esplugues JV. Chemistry, Pharmacodynamics, and Pharmacokinetics of NSAIDs [Internet]. *NSAIDs and Aspirin*. 2016. p. 3–16. Available from: [http://dx.doi.org/10.1007/978-3-319-33889-7\\_1](http://dx.doi.org/10.1007/978-3-319-33889-7_1)
4. Glanville JRW, Jalali P, Flint JD, Patel AA, Maini AA, Wallace JL, et al. Potent anti-inflammatory effects of an H<sub>2</sub>S-releasing naproxen (ATB-346) in a human model of inflammation. *FASEB J*. 2021 Oct;35(10):e21913.
5. Akhtar MF, Zubair S, Saleem A, Alsharif KF, Abdel-Daim MM. Comparison of individual and combination treatments with naproxen, prednisolone and hydroxychloroquine to treat Complete Freund's Adjuvant induced arthritis. *Inflammopharmacology* [Internet]. 2021 Sep 22; Available from: <http://dx.doi.org/10.1007/s10787-021-00875-y>
6. Pawłowska B, Telesiński A, Biczak R. Effect of diclofenac and naproxen and their mixture on spring barley seedlings and *Heterocypris incongruens*. *Environ Toxicol Pharmacol*. 2021 Sep 15;88:103746.
7. Horner J. *Naproxen: Chemistry, Clinical Aspects and Effects*. 2018. 146 p.
8. Blokdijk GJ. *Naproxen Sodium; The Ultimate Step-By-Step Guide*. Createspace Independent Publishing Platform; 2018.126 p.
9. Blaser LS, Duthaler U, Bouitbir J, Leuppi-Taegtmeier AB, Liakoni E, Dolf R, et al. Comparative Effects of Metamizole (Dipyrone) and Naproxen on Renal Function and Prostacyclin Synthesis in Salt-Depleted Healthy Subjects - A Randomized Controlled Parallel Group Study. *Front Pharmacol*. 2021 Sep 7;12:620635.
10. Brinkman DJ, Brand HS, Rademacher WHM, Bots CP, Rozema FR. [Use of analgesics in oral care]. *Ned Tijdschr Tandheelkd*. 2021 Sep;128(9):441–50.

11. Bally M. Acute Myocardial Infarction with Oral Nonsteroidal Anti-inflammatory Drugs in Real-world Use. 2016.
12. Anderson JL. NAPROXEN Tablet: Treats Rheumatoid Arthritis, Osteoarthritis, Ankylosing Spondylitis, Juvenile Arthritis, Tendonitis, Bursitis, Acute Gout; and Management of Pain and Primary Dysmenorrhea. 2015. 40 p.
13. Duraisamy R, Krishnan CS, Ramasubramanian H, Sampathkumar J, Mariappan S, NavarasampattiSivaprakasam A. Compatibility of Nonoriginal Abutments With Implants: Evaluation of Microgap at the Implant-Abutment Interface, With Original and Nonoriginal Abutments. *Implant Dent*. 2019 Jun;28(3):289–95.
14. Anbu RT, Suresh V, Gounder R, Kannan A. Comparison of the Efficacy of Three Different Bone Regeneration Materials: An Animal Study. *Eur J Dent*. 2019 Feb;13(1):22–8.
15. Sekar D, Mani P, Biruntha M, Sivagurunathan P, Karthigeyan M. Dissecting the functional role of microRNA 21 in osteosarcoma. *Cancer Gene Ther*. 2019 Jul;26(7-8):179–82.
16. Sekar D. Circular RNA: a new biomarker for different types of hypertension. *Hypertens Res*. 2019 Nov;42(11):1824–5.
17. Bai L, Li J, Panagal M, M B, Sekar D. Methylation dependent microRNA 1285-5p and sterol carrier proteins 2 in type 2 diabetes mellitus. *Artif Cells NanomedBiotechnol*. 2019 Dec;47(1):3417–22.
18. Sivasamy R, Venugopal P, Mosquera E. Synthesis of Gd<sub>2</sub>O<sub>3</sub>/CdO composite by sol-gel method: Structural, morphological, optical, electrochemical and magnetic studies. *Vacuum*. 2020 May 1;175:109255.
19. Sekar D, Nallaswamy D, Lakshmanan G. Decoding the functional role of long noncoding RNAs (lncRNAs) in hypertension progression. *Hypertens Res*. 2020 Jul;43(7):724–5.
20. Preethi KA, Lakshmanan G, Sekar D. Antagomir technology in the treatment of different types of cancer. *Epigenomics*. 2021 Apr;13(7):481–4.
21. Preethi KA, Sekar D. Dietary microRNAs: Current status and perspective in food science. *J Food Biochem*. 2021 Jul;45(7):e13827.



22. Bakshi HA, Mishra V, Satija S, Mehta M, Hakkim FL, Kesharwani P, et al. Dynamics of Prolyl Hydroxylases Levels During Disease Progression in Experimental Colitis. *Inflammation*. 2019 Dec;42(6):2032–6.
23. Ezhilarasan D. Dapsone-induced hepatic complications: it's time to think beyond methemoglobinemia. *Drug Chem Toxicol*. 2021 May;44(3):330–3.
24. Thakur RS, Devaraj E. Lagerstroemia speciosa(L.) Pers. triggers oxidative stress mediated apoptosis via intrinsic mitochondrial pathway in HepG2 cells [Internet]. Vol. 35, *Environmental Toxicology*. 2020. p. 1225–33. Available from: <http://dx.doi.org/10.1002/tox.22987>
25. Ezhilarasan D, Shebi S, Thomas J, Chandrasekaran N, Mukherjee A. Gracilaria foliifera (Forsk.) Børgesen ethanolic extract triggers apoptosis via activation of p53 expression in HepG2 cells [Internet]. Vol. 15, *Pharmacognosy Magazine*. 2019. p. 259. Available from: [http://dx.doi.org/10.4103/pm.pm\\_379\\_18](http://dx.doi.org/10.4103/pm.pm_379_18)
26. P. K, M. P, Samuel Rajendran R, Annadurai G, Rajeshkumar S. Characterization and toxicology evaluation of zirconium oxide nanoparticles on the embryonic development of zebrafish, Danio rerio [Internet]. Vol. 42, *Drug and Chemical Toxicology*. 2019. p. 104–11. Available from: <http://dx.doi.org/10.1080/01480545.2018.1523186>
27. Balusamy SR, Perumalsamy H, Veerappan K, Huq MA, Rajeshkumar S, Lakshmi T, et al. Citral Induced Apoptosis through Modulation of Key Genes Involved in Fatty Acid Biosynthesis in Human Prostate Cancer Cells: In Silico and In Vitro Study. *Biomed Res Int*. 2020 Mar 18;2020:6040727.
28. Arvind P TR, Jain RK. Skeletally anchored forsus fatigue resistant device for correction of Class II malocclusions-A systematic review and meta-analysis. *Orthod Craniofac Res*. 2021 Feb;24(1):52–61.
29. Venugopal A, Vaid N, Bowman SJ. Outstanding, yet redundant? After all, you may be another Choluteca Bridge! *Semin Orthod*. 2021 Mar 1;27(1):53–6.
30. Ramadurai N, Gurunathan D, Samuel AV, Subramanian E, Rodrigues SJL. Effectiveness of 2% Articaine as an anesthetic agent in children: randomized controlled trial. *Clin Oral Investig*. 2019 Sep;23(9):3543–50.
31. Varghese SS, Ramesh A, Veeraiyan DN. Blended Module-Based Teaching in Biostatistics and

- Research Methodology: A Retrospective Study with Postgraduate Dental Students. *J Dent Educ.* 2019 Apr;83(4):445–50.
32. Mathew MG, Samuel SR, Soni AJ, Roopa KB. Evaluation of adhesion of *Streptococcus mutans*, plaque accumulation on zirconia and stainless steel crowns, and surrounding gingival inflammation in primary molars: randomized controlled trial [Internet]. Vol. 24, *Clinical Oral Investigations*. 2020. p. 3275–80. Available from: <http://dx.doi.org/10.1007/s00784-020-03204-9>
  33. Rastogi A, Tiwari MK, Ghangrekar MM. A review on environmental occurrence, toxicity and microbial degradation of Non-Steroidal Anti-Inflammatory Drugs (NSAIDs). *J Environ Manage.* 2021 Sep 16;300:113694.
  34. Editore S. Safe use of non-steroidal anti-inflammatory drugs (NSAIDs). SICS Editore; 2014.
  35. Prevalence, attitudes, and behaviors related to the use of nonsteroidal anti-inflammatory drugs (NSAIDs) in student athletes. *J Adolesc Health Care.* 2002 Mar 1;30(3):150–3.
  36. Celecoxib or Naproxen Treatment Does Not Benefit Depressive Symptoms in Persons Age 70 and Older: Findings From a Randomized Controlled Trial. *Am J Geriatr Psychiatry.* 2012 Jun 1;20(6):505–13.
  37. Polat O, Karaman AI, Durmus E. Effects of Preoperative Ibuprofen and Naproxen Sodium on Orthodontic Pain. *Angle Orthod.* 2005 Sep 1;75(5):791–6.
  38. Naproxen [Internet]. [cited 2021 Sep 26]. Available from: <https://medlineplus.gov/druginfo/meds/a681029.html>
  39. Jay L Goldstein BC. Gastrointestinal injury associated with NSAID use: a case study and review of risk factors and preventative strategies. *Drug Healthc Patient Saf.* 2015;7:31.
  40. Dixit M, Doan T, Kirschner R, Dixit N. Significant Acute Kidney Injury Due to Non-steroidal Anti-inflammatory Drugs: Inpatient Setting. *Pharmaceuticals .* 2010 Apr;3(4):1279.
  41. Fan M, Liu J, Zhao B, Wu X, Li X, Gu J. Indirect comparison of NSAIDs for ankylosing spondylitis: Network meta-analysis of randomized, double-blinded, controlled trials. *ExpTher Med.* 2020 Apr;19(4):3031.

42. Graham GG, Scott KF. Limitations of drug concentrations used in cell culture studies for understanding clinical responses of NSAIDs. *Inflammopharmacology* [Internet]. 2021 Sep 12; Available from: <http://dx.doi.org/10.1007/s10787-021-00871-2>
43. la Torre LF, Franco-González DL, Brennan-Bourdon LM, Molina-Frechero N, Alonso-Castro AJ, Isiordia-Espinoza MA. Analgesic Efficacy of Etoricoxib following Third Molar Surgery: A Meta-analysis. *Behav Neurol*. 2021 Sep 8;2021:9536054.
44. Langley M. *Naproxen 110 Success Secrets - 110 Most Asked Questions on Naproxen - What You Need to Know*. Emereo Publishing; 2014.84 p.
45. Naproxen [Internet]. Available from: [http://dx.doi.org/10.31003/uspnf\\_m55760\\_04\\_01](http://dx.doi.org/10.31003/uspnf_m55760_04_01)
46. Rojas-Valencia N, Gómez S, Núñez-Zarur F, Cappelli C, Hadad C, Restrepo A. Thermodynamics and Intermolecular Interactions during the Insertion of Anionic Naproxen into Model Cell Membranes. *J PhysChem B*. 2021 Sep 16;125(36):10383–91.
47. Alam MM, Nazreen S, Almalki ASA, Elhenawy AA, Alsenani NI, Elbehairi SEI, et al. Naproxen Based 1,3,4-Oxadiazole Derivatives as EGFR Inhibitors: Design, Synthesis, Anticancer, and Computational Studies. *Pharmaceuticals* [Internet]. 2021 Aug 28;14(9). Available from: <http://dx.doi.org/10.3390/ph14090870>
48. Thangavelu L, Nallaswamy V.D, Ezhilarasan D, Flipped classroom teaching and learning improves dental students performance in pharmacology, *International Journal of Dentistry and Oral Science* Volume 8, Issue 1, Pages 1392 - 1394 January 2021.
49. Lakshmi, T, Medicinal value and oral health aspects of acacia catechu-an update, *International Journal of Dentistry and Oral Science* Volume 8, Issue 1, Pages 1399 - 1401 January 2021.