

# Future Developments In Spine Surgery Employing The Latest Machine Learning Technologies

<sup>1</sup>P Syam Sundar, <sup>2</sup>M Suman, <sup>3</sup>Sk Hasane Ahammad

<sup>1,3</sup>Assistant Professor, <sup>2</sup>Professor

<sup>1,2,3</sup>Department of ECE, Koneru Lakshmaiah Education Foundation, Vaddeswaram, Guntur, Andhra Pradesh, India-522502

Mail id: ahammadklu@gmail.com

---

## Abstract

Machine learning has gained increased interest in spine surgery due to its potential to improve the efficiency of spine operations. However, the underlying technology is not yet widely used in the field of spine surgery. Machine learning is a promising field of study, but its proper application can be challenging. Various steps need to be followed to implement it properly. This work aims to introduce the general field of machine learning and its multiple applications. It also reviews the various steps that can be utilized to develop machine learning systems. Finally, this session focuses on the ethical considerations related to machine learning in spine surgery.

**Keywords:** Spine surgery, Orthopedic surgery, ML, DL, AI

## Introduction:

The rise of machine learning in healthcare has created new opportunities to improve the care of patients. In spine surgery, for instance, the use of robots has already begun. As a result, machine learning and spine-related terms were among the most searched terms in 2019. In addition, the complexity of spine surgery and the real-time based protection of patient troubles that arise the integration of machine learning have become increasingly prevalent in recent years. This review aims to introduce artificial intelligence basics and how to synthesize these modes of sensing for the practical implementation of spine surgery. Table 1 depicted below gives the summary points regarding the various techniques and its terminologies associated under the technology perspective.

Table 1: The following terms are often used in machine learning terminology.

	Terminology	Definition
Artificial neural networks:	As the case study of deep machine learning motivated towards the provision of various neurons connected to form biological network which is intimidating the animal knowledge of brain and further led to the Hebbian learning study (1).	
Black box:	Ethical task for the aspect of learning through machine learning process which enables the simple way of study either hidden or disconnected [2].	
Decision tree learning:	A tree-like representation of a supervised machine is typically a representation of a network or a collection of branches. It can identify and predict the outcomes of complex decisions [3].	
Deep learning:	An unlabeled input variable is a representation that computers can learn to identify without requiring manual human engineering [1].	

- Distributional shift: An ethical challenge in deep learning that concerns the proper representation of the test set in a training dataset [4].
- Feature values: A feature engineering procedure is a process that involves engineering the various attributes fed to determine the conclusive outcome [5].
- Hebbian theory: Dr Donald Hebb's work on neuropsychology is often used in the published book named "The Organization of Behavior" [6].
- Insensitivity to impact: An ethics task towards the Artificial intelligence or Machine learning techniques that involves learning that false-positive test is not related within the tested case of algorithm [4].
- Linear regression In order to estimate the discrete conclusions rather the numeric consequences that involve the score of integers, strings, characters associated in the program of numbers systems. (For instance, the recorded data of patient results in scores).
- Machine learning: The study of artificial intelligence for outcome estimation and undertake responsibilities including minimal programming [7].
- Reward hacking: An ethics challenge posed through MI procedures for improvising the conclusions despite of the false outcomes for self-learning the system designed [4].
- Supervised learning: Description of the input-output relationship is a task that uses the input variables labeled with a grounded truth [5].
- Unsupervised learning: This concept tries to describe the relationship between an output and a non-labeled input variable. It is usually associated with deep understanding [9].

**Artificial intelligence and data science:**

AI emerged in the year of 1956 as soon as Dr John McCarthy and other scientists met at Dartmouth College. Their goal was to prove that intelligence could be simulated through a machine. Despite the increasing number of data sets, the existence of Big Data has not prevented scientists from overcoming previous obstacles. The amount of information stored in the cloud is greater than the sum of all the people on Earth. There is also a considerable amount of data stored on a smartphone. Due to the increasing amount of data, experts believe that society merged with the conclusion of suppressing the data extracted from various resources. It is mainly due to the widespread commercialization of high-end computing hardware. Modern society is full of data and hardware, but we are not yet clear how to extract meaningful information from it.

**General idea about machine learning:**

Systemized design is associated with certain technology related to machine learning, one of the branches under artificial intelligence that incorporates subjects associated to procedures in addition to arithmetic operations. The results are derived within the composite correlation relate with the study of linear or nonlinear systems. Many examples of applications related to MI are presented in the research of spine. Various references under machine learning technology associated to spine surgery are listed in Table 2.

Table 2: Various references under machine learning technology associated to spine surgery

Authors	Model(s)	Cohort	Type of outcome	Results
Burns et al. (18)	SVM	150 CT scans	Vertebral compression fractures	SVM - 97.67% with FPR-0.31.
Hoffman	SVM	27 cervical	Postoperative	The SVM's accuracy was better

et al. (26)		myelopathy patients	ODI score (regression)	than the linear regression method.
Hopkins et al. (27)	DNN	4,046 posterior spinal fusions	Surgical site infections	NN-34 variables to fed under desired model of AUC of 0.80.

### Terminology under Machine Learning systems

Besides, unsupervised learning relates when a machine learns by taking a deep dive into a data set. For instance, a database of x-ray films has been pre-labeled with the terms "no fracture" or "fracture". The machine then learns to predict which film will show a fracture. Unsupervised learning refers to the analysis of unlabeled datasets. The concept of Hebbian theory explains how the human brain processes information. The idea that the brain's synaptic connections are responsible for learning is supported by the notion that humans have learned by studying the non-linear relationships in the data. While unsupervised learning is becoming the norm in the future, most examples in today's healthcare settings are still supervised.

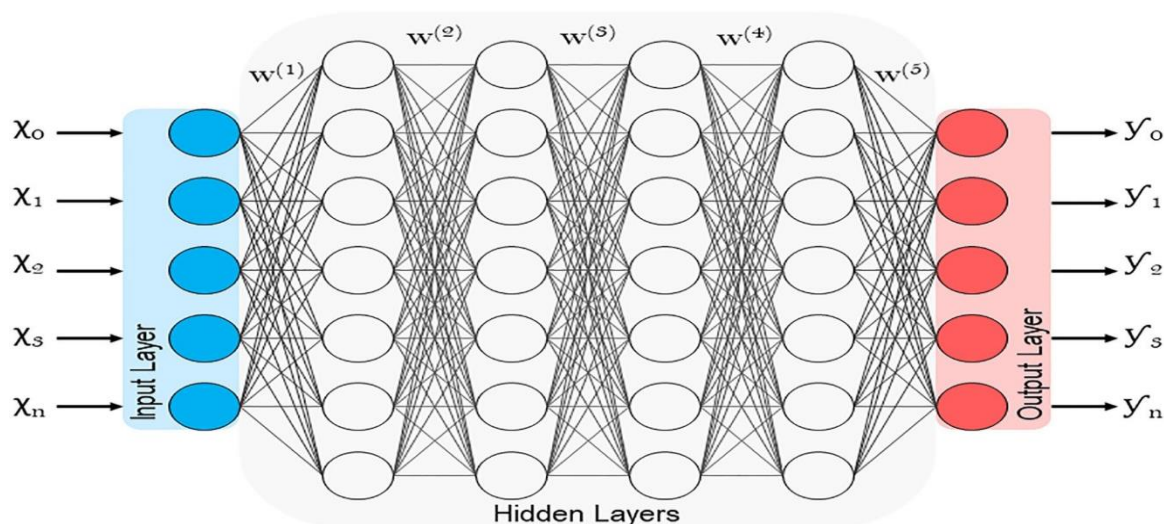
### Machine Learning vs Classical Statistics

Both perceptions vary with one other depending on questionnaire forms that needs answer for the outcome. For instance, data analysis can be used to identify relationships between a set of variables. Moreover, the predictive modelling includes the Machine learning refocuses scheduled forecasting outcomes without requiring deep knowledge or requiring the existence of relationships. For instance, if a patient has been diagnosed through discharge under non-routine following fusion and lumbar decompression, within the correlated factors that undergo risk by this condition? With the help of practising physicians, we can explain the findings and better understand the factors that influence a patient's decision-making process. But this process can be challenging when the data is presented in a clinical setting. After surgery for lumbar stenosis, the authors developed a neural network to predict the likelihood of patients being discharged to a skilled nursing facility or a rehabilitation centre. They realised elevated stages under calibration in addition, the discrimination to the Area Under the Curve strategy. This tool accurately predicted the return to home for 97% of patients following elective lumbar surgery. While it is essential to learn how to predict the outcomes of treatments, it is also vital to consider why the predictions are made. This course aims to familiarize basic perceptions about ML then provide examples of how they are being utilized in medicine. Three main models have been discussed: support vector machines, decision tree learning, and artificial neural networks, machine learning.

**Decision Tree Learning:** To study non-linear constraints, the Classification and Regression Trees are simple to learn and commonly used. Furthermore, the variables are analysed which mostly categorise into continuous or discrete. It is processed with the help of CART integrated to inverted tree combined with 3 critical sections: such as branches, internal nodes, and leaves.

**Support Vector Machines:** Frequently used for the scientific works for various tasks such as classifying patients and performing statistical operations. They are also known as SVMs because of their ability to produce a linear kernel.

**Dataset:** Aside from image classification, statistical techniques such as statistical programs (SVMs) practically associated to predict consequences following spine operation. For the study published in JAMA, researchers analyzed data collected during the surgery for patients with degenerative cervical myelopathy.

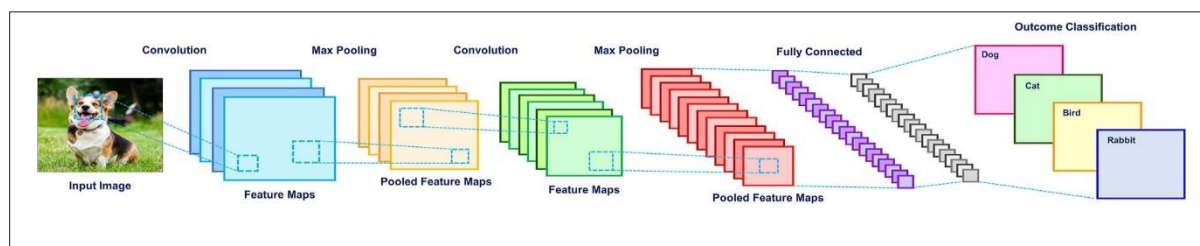


**Fig 1: Deep ANN with multiple hidden layers**

This study utilized a multi-linear regression model to analyze the effects of overfitting on handgrip pressure and symptom duration. The model yielded a higher goodness-of-fit or  $R^2$  than linear regression. Machine learning is well-suited to the use of SVMs, especially in medicine. They can also be used for problems related to high-dimensional data. High-dimensional data sets are commonly used in clinical medicine to study various aspects of the disease. However, if the data is not clear, the models do not apply to the problems that they solve. When it comes to large data sets, SVMs are not very good at handling outliers. They tend to generate various outliers under the average ratios of hyperplane.

### Artificial Neural Networks

Artificial neural networks are mainly concerned with deep learning. They are typically not considered discriminatory and can be programmed with complex algorithms. Through representation learning, the learner automatically classifies unlabeled data. These unsupervised learners then generate highly biased feature extractions. An ANN is a deep learning system that learns by extrapolated the single neuron construct into a network. It learns by detecting hidden layers or an intermediate representation of the network. Computer vision is an advanced technology that can improve productivity besides precision about the imaging process of patient reported. Nevertheless, technologies doesn't understand the image pixels and resolution, not specific to a dog. After pooling, the feature map is flattened, and the desired output is generated. This step can be repeated several times to create a more abstract form. In many cases, CNNs are learning to identify motifs and arrangements that resemble dogs.



**Fig 2: Block Diagram of CNN**

Computer vision technology has become an integral part of spine surgery. This study describes how computer vision algorithms are used to improve the 3D reconstruction of the spinal column using magnetic

resonance imaging and computed tomography scans. A team of scientists led by Vania et al. proposed that by using a unique classification system, they could segment vertebral columns using a simple and effective method. They did this to quickly identify inconsistencies in the measurements of vertebral without being subjected to overfitting methods. Further, the model produced understanding in addition equivalent towards additional generally used approaches. Subsequently, automatic recognition of following element breakages and vertebral compression has also been made possible.

### MACHINE LEARNING AND SPINE SURGERY

Predominant technologies in current technology are MI and AI. Spine surgery is no exception. For example, Caruana and colleagues developed a machine learning model to predict the mortality of patients admitted to the hospital for pneumonia. It was able to predict the likelihood of dying based on the patients' survival rate.

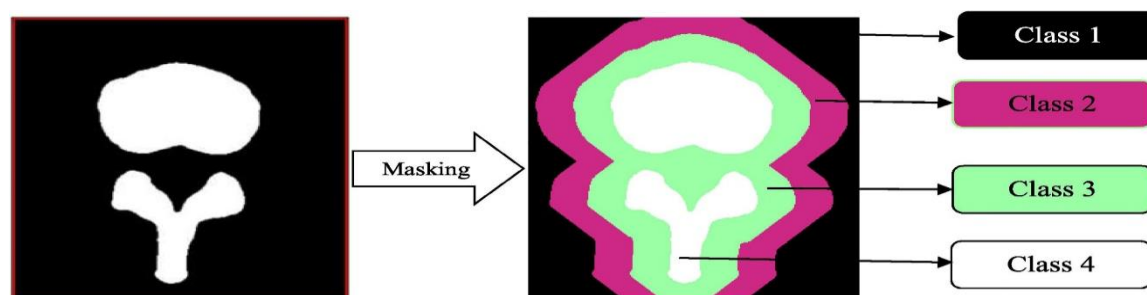


Fig 3: Masking in a convolutional neural network

Its complexity and the need for innovative solutions constantly motivate the industry to explore new avenues of artificial intelligence. Ethical challenges in the field of artificial intelligence involve the implementation of machine learning in clinical practice. The black box is often referred to as a warning system for deep understanding and ANNs. It can also be used to prevent a machine learning system from generating non-linear associations. However, machine learning techniques are not only incomplete but also tend to be theoretical and opaque.

### Conclusion

This study is contradiction of the current supervision strategies aimed at treating asthmatics. Also, it was also not aware of the relevant contextual policies. As a result, the model predicted that asthmatics with pneumonia would have better outcomes than the general population. Aside from the black box, ethical considerations in machine learning encompass many other factors affecting its development. These include sensitivity to impact, distributional shift, reward hacking, and insensitivity to impact. In addition, the complexity in undertaking the MI technology in perceptive of continues to draw parallels to the way medical practice is practised. For physicians, this is a common practice that they often treat patients.

### References:

1. LeCun Y, Bengio Y, Hinton G. Deep learning. *Nature*. (2015) 521:436. DOI: 10.1038/nature14539
2. Munakata Y, Pfaffly J. Hebbian learning and development. *Developmental Sci*. (2004) 7:141–8. doi: 10.1111/j.1467-7687.2004. 00331.x
3. Jordan MI, Mitchell TM. Machine learning: trends, perspectives, and prospects. *Science*. (2015) 349:255–60. doi: 10.1126/science.aaa8415
4. Noble WS. What is a support vector machine? *Nat Biotechnol*. (2006) 24:1565–7. doi: 10.1038/nbt1206-1565

5. Topol EJ. High-performance medicine: the convergence of human and artificial intelligence. *Nat Med.* (2019) 25:44–56. doi: 10.1038/s41591-018-0300-7
6. Russell SJ, Norvig P. *Artificial Intelligence: A Modern Approach*. 3rd ed. NJ: Pearson Education (2010).
7. Ahammad, S.H., Rajesh, V., Rahman, M.Z.U., Lay-Ekuakille, A., "A Hybrid CNN-Based Segmentation and Boosting Classifier for Real Time Sensor Spinal Cord Injury Data", *IEEE Sensors Journal*,20(17), pp. 10092-10101.
8. Ahammad, S.K.H., Rajesh, V., Ur Rahman, M.Z., "Fast and Accurate Feature Extraction-Based Segmentation Framework for Spinal Cord Injury Severity Classification", *IEEE Access* 7, pp. 46092-46103.
9. Hasane Ahammad, S.K., Rajesh, V., "Image processing based segmentation techniques for spinal cord in MRI", *Indian Journal of Public Health Research and Development*, 9(6), pp. 317-323.
10. Ahammad, S.H., Rajesh, V., Neetha, A., Sai Jeemitha, B., Srikanth, A., "Automatic segmentation of spinal cord diffusion MR images for disease location finding", *Indonesian Journal of Electrical Engineering and Computer Science* 15(3), pp. 1313-1321.
11. Vijaykumar, G., Gantala, A., Gade, M.S.L., Anjaneyulu, P., Ahammad, S.H., "Microcontroller based heartbeat monitoring and display on PC", *Journal of Advanced Research in Dynamical and Control Systems* 9(4), pp. 250-260.
12. Inthiyaz, S., Prasad, M.V.D., Usha Sri Lakshmi, R., Sri Sai, N.T.B., Kumar, P.P., Ahammad, "Agriculture based plant leaf health assessment tool: A deep learning perspective", *S.H., International Journal of Emerging Trends in Engineering Research* 7(11), pp. 690-694.
13. Kumar, M.S., Inthiyaz, S., Vamsi, C.K., Ahammad, S.H., Sai Lakshmi, K., Venu Gopal, P., Bala Raghavendra, A., "Power optimization using dual sram circuit", *International Journal of Innovative Technology and Exploring Engineering* 8(8), pp. 1032-1036.
14. Hasane Ahammad, S., Rajesh, V., Hanumatsai, N., Venumadhav, A., Sasank, N.S.S., Bhargav Gupta, K.K., Inthiyaz, "MRI image training and finding acute spine injury with the help of hemorrhagic and non hemorrhagic rope wounds method", *Indian Journal of Public Health Research and Development* 10(7), pp. 404-408.
15. Siva Kumar, M., Inthiyaz, S., Venkata Krishna, P., Jyothsna Ravali, C., Veenamadhuri J., Hanuman Reddy, Y., Hasane Ahammad, S., "Implementation of most appropriate leakage power techniques in vlsi circuits using nand and nor gate", *International Journal of Innovative Technology and Exploring Engineering* 8(7), pp. 797-801.
16. Myla, S., Marella, S.T., Goud, A.S., Ahammad, S.H., Kumar, G.N.S., Inthiyaz, S., "Design decision taking system for student career selection for accurate academic system", *International Journal of Scientific and Technology Research* 8(9), pp. 2199-2206.
17. Raj Kumar, A., Kumar, G.N.S., Chithanoori, J.K., Mallik, K.S.K., Srinivas, P., Hasane Ahammad, S., "Design and analysis of a heavy vehicle chassis by using E-glass epoxy & S-2 glass materials" *International Journal of Recent Technology and Engineering* 7(6), pp. 903-905.
18. Gattim, N.K., Pallerla, S.R., Bojja, P., Reddy, T.P.K., Chowdary, V.N., Dhiraj, V., Ahammad, S.H., "Plant leaf disease detection using SVM technique", *International Journal of Emerging Trends in Engineering Research*, 7(11), pp. 634-637.
19. Myla, S., Marella, S.T., Swarnendra Goud, A., Hasane Ahammad, S., Kumar, G.N.S., Inthiyaz, S., "Design decision taking system for student career selection for accurate academic system", *International Journal of Recent Technology and Engineering*, 8(9), pp. 2199-2206.
20. Ahammad, S.H., Rajesh, V., Venkatesh, K.N., Nagaraju, P., Rao, P.R., Inthiyaz, S., "Liver segmentation using abdominal CT scanning to detect liver disease area", *International Journal of Emerging Trends in Engineering Research*, 7(11), pp. 664-669.

21. Srinivasa Reddy, K., Suneela, B., Inthiyaz, S., Hasane Ahammad, S., Kumar, G.N.S., Mallikarjuna Reddy, A., "Texture filtration module under stabilization via random forest optimization methodology", *International Journal of Advanced Trends in Computer Science and Engineering*, 8(3), pp. 458-469.
22. Narayana, V.V., Ahammad, S.H., Chandu, B.V., Rupesh, G., Naidu, G.A., Gopal, G.P., "Estimation of quality and intelligibility of a speech signal with varying forms of additive noise", *International Journal of Emerging Trends in Engineering Research*, 7(11), pp. 430-433.
23. Poorna Chander Reddy, A., Siva Kumar, M., Murali Krishna, B., Inthiyaz, S., Ahammad, S.H., "Physical unclonable function based design for customized digital logic circuit", *International Journal of Advanced Science and Technology*, 28(8), pp. 206-221.
24. Rama Chandra Manohar, K., Upendar, S., Durgesh, V., Sandeep, B., Mallik, K.S.K., Kumar, G.N.S., Ahammad, S.H., "Modeling and analysis of Kaplan Turbine blade using CFD", *International Journal of Engineering and Technology (UAE)*, 7(3.12 Special Issue 12), pp. 1086-1089.
25. Nagageetha, M., Mamilla, S.K., Hasane Ahammad, S., "Performance analysis of feedback based error control coding algorithm for video transmission on wireless multimedia networks", *Journal of Advanced Research in Dynamical and Control Systems*, 9(Special Issue 14), pp. 626-660.
26. Ahammad SH, Rahman MZ, Rao LK, Sulthana A, Guptha N, Lay-Ekuakille A. A Multi-Level Sensor based Spinal Cord disorder Classification Model for Patient Wellness and Remote Monitoring. *IEEE Sensors Journal*. 2020 Jul 28.
27. McCarthy J, Minsky ML, Rochester N, Shannon CE. A proposal for the dartmouth summer research project on artificial intelligence. *AI Magazine*, Palo Alto, CA (2006) 27:12.
28. Gillings MR, Hilbert M, Kemp DJ. Information in the Biosphere: Biological and Digital Worlds. *Trends Ecol Evol*. (2016) 31:180–9. doi: 10.1016/j.tree.2015.12.013